

Ridgewood Spine and Sport

Patient Data

Date

Title: (Check one) Mr. Mrs. Ms. Miss Dr. Other _____

First Name _____ **Middle Initial** ____ **Last Name** _____

Address Line 1 _____

Address Line 2 _____

City _____ **State** _____ **Zip Code** _____

Home Phone (____) _____ - _____ **Work Phone** (____) _____ - _____

Cell Phone (____) _____ - _____ **Email** _____

Date of Birth ____/____/____ **Sex:** Male Female

Marital Status: Single Married Widowed

Employment Status: Employed Unemployed FT Student PT Student Other_____

Spouse Data

First Name _____ **Middle Initial** ____ **Last Name** _____

Home Phone (____) _____ - _____ **Work Phone** (____) _____ - _____

Employer Data

Name _____

Your Occupation _____ **Your Job Description** _____

Address _____

City _____ **State** _____ **Zip Code** _____

Emergency Contact

Contact Name _____ **Relationship to Patient** _____

Contact Home Phone (____) _____ - _____ **Cell Phone** (____) _____ - _____

Doctor's Signature _____

Patient Name _____

Date _____

How did you hear about our office? _____

Medical Conditions: (Check all that apply to you)

- | | | | |
|---------------------------------------|--|--|--|
| <input type="checkbox"/> Arthritis | <input type="checkbox"/> Cancer | <input type="checkbox"/> Diabetes | <input type="checkbox"/> Heart Disease |
| <input type="checkbox"/> Hypertension | <input type="checkbox"/> Psychiatric Illness | <input type="checkbox"/> Skin Disorder | <input type="checkbox"/> Stroke |
| <input type="checkbox"/> Other _____ | | | |

Surgeries: (Check all that apply to you)

- | | | | |
|--|---|---|---------------------------------------|
| <input type="checkbox"/> Appendectomy | <input type="checkbox"/> Cardiovascular procedure | <input type="checkbox"/> Cervical spine | <input type="checkbox"/> Hysterectomy |
| <input type="checkbox"/> Joint Replacement | <input type="checkbox"/> Prostate | <input type="checkbox"/> Lumbar spine | <input type="checkbox"/> Gall Bladder |
| <input type="checkbox"/> Brain | <input type="checkbox"/> Shoulder | <input type="checkbox"/> Thoracic spine | <input type="checkbox"/> Knee |
| <input type="checkbox"/> Carpal Tunnel | <input type="checkbox"/> Gastro-intestinal | <input type="checkbox"/> Uro-genital | <input type="checkbox"/> Hernia |
| <input type="checkbox"/> Other _____ | | | |

Allergies: (Check all that apply to you)

- | | | | |
|-------------------------------|---|--|--------------------------------------|
| <input type="checkbox"/> Eggs | <input type="checkbox"/> Fish and Shellfish | <input type="checkbox"/> Milk or Lactose | <input type="checkbox"/> Peanuts |
| <input type="checkbox"/> Soy | <input type="checkbox"/> Sulfites | <input type="checkbox"/> Wheat/Glutens | <input type="checkbox"/> Other _____ |

Social History: (Check all that apply to you)

- | | | | |
|------------------|--------------------------------------|--------------------------------------|--------------------------------|
| Caffeine use: | <input type="checkbox"/> occasional | <input type="checkbox"/> often | <input type="checkbox"/> never |
| Drink Alcohol: | <input type="checkbox"/> occasional | <input type="checkbox"/> often | <input type="checkbox"/> never |
| Exercise: | <input type="checkbox"/> occasional | <input type="checkbox"/> often | <input type="checkbox"/> never |
| Chew Tobacco: | <input type="checkbox"/> occasional | <input type="checkbox"/> often | <input type="checkbox"/> never |
| Cigarettes: | <input type="checkbox"/> <1 pack/day | <input type="checkbox"/> >1 pack/day | <input type="checkbox"/> never |
| Wear Seat Belts: | <input type="checkbox"/> occasional | <input type="checkbox"/> always | <input type="checkbox"/> never |
| Other _____ | | | |

Family History: (Check all that apply)

- | | | |
|---------------|---------------------------------|----------------------------------|
| Arthritis: | <input type="checkbox"/> Parent | <input type="checkbox"/> Sibling |
| Cancer: | <input type="checkbox"/> Parent | <input type="checkbox"/> Sibling |
| Diabetes: | <input type="checkbox"/> Parent | <input type="checkbox"/> Sibling |
| Heart Disease | <input type="checkbox"/> Parent | <input type="checkbox"/> Sibling |
| Hypertension | <input type="checkbox"/> Parent | <input type="checkbox"/> Sibling |
| Stroke | <input type="checkbox"/> Parent | <input type="checkbox"/> Sibling |
| Thyroid | <input type="checkbox"/> Parent | <input type="checkbox"/> Sibling |
| Other _____ | | |

Occupational Activities: (Check one that best describes your job description)

- | | | | |
|---|--|---|--|
| <input type="checkbox"/> Administration | <input type="checkbox"/> Business Owner | <input type="checkbox"/> Clerical/Secretary | <input type="checkbox"/> Computer User |
| <input type="checkbox"/> Heavy Equipment operator | <input type="checkbox"/> Daycare/Childcare | <input type="checkbox"/> Construction | <input type="checkbox"/> Health Care |
| <input type="checkbox"/> Food Service Industry | <input type="checkbox"/> Medium Manual Labor | <input type="checkbox"/> Manufacturing | <input type="checkbox"/> Home Services |
| <input type="checkbox"/> Heavy Manual Labor | <input type="checkbox"/> Light Manual Labor | <input type="checkbox"/> Executive/Legal | <input type="checkbox"/> Housekeeper |
| <input type="checkbox"/> Other _____ | | | |

Doctor's Signature _____

Patient Name _____

Date _____

Are you pregnant? Yes _____ No _____ N/A _____

By Using the key below, indicate on the body diagram where you are experiencing the following symptoms:

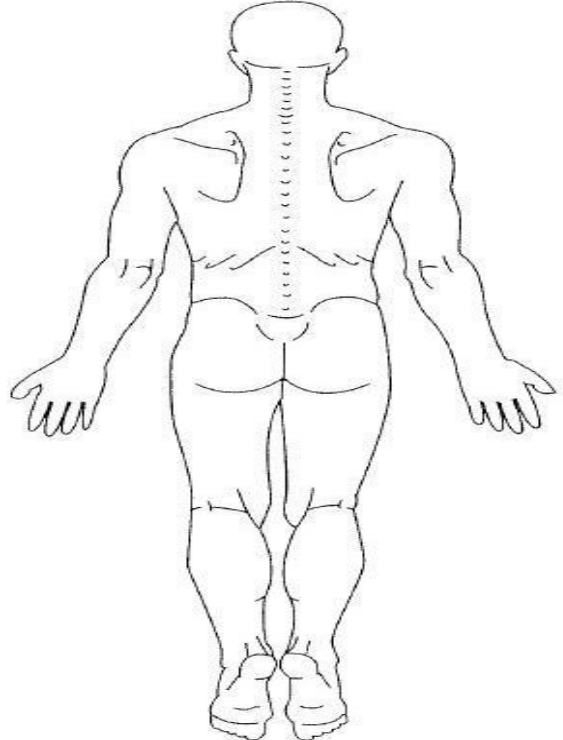
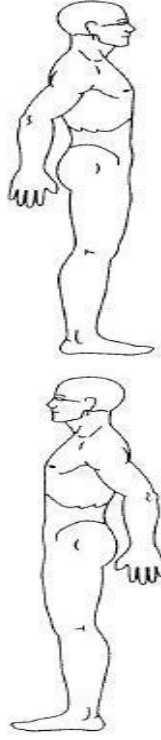
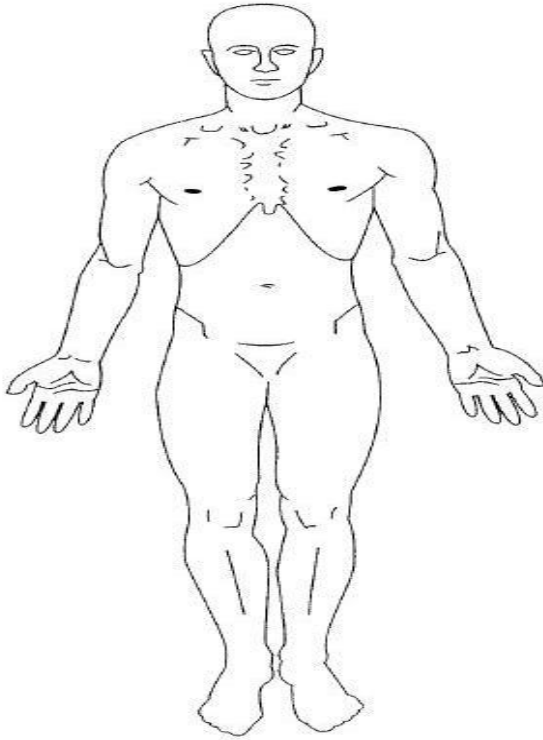
N=Numbness

B=Burning

S=Stabbing

T=Tingling

A=Dull Ache



Describe your symptoms in order of severity, with worse symptom being #1: _____

When did your symptoms begin? **Month** _____ **Day** _____ **Year** _____

Are your symptoms a result of: Motor Vehicle Accident Work related Accident Other _____

How did your symptoms begin? _____

How often do you experience your symptoms?

Constantly
(76-100% of the day)

Frequently
(51-75% of the day)

Occasionally
(26-50% of the day)

Intermittently
(0-25% of the day)

What describes the nature of your symptoms?

Sharp

Dull ache

Numb

Shooting

Burning

Tingling

Stabbing

Other _____

Doctor's Signature _____

Patient Name _____ **Date** _____

Payment/Insurance Information:

Who is responsible for your bill? Self Spouse Worker's Comp
 Auto Insur. Medicare

Primary Care Physician _____

Worker's Compensation Injury / Auto / Personal Injury:

Have you filed an injury report with your employer? Yes No Date: ____/____/____ Time: _____ am / pm

HIPAA Privacy Practices

I acknowledge that I have received and /or have been given the opportunity to review this Chiropractic Office's Notice of HIPAA Privacy Practices for protected health information.

Print Patient's Name _____

Patient's Signature _____

Date _____

Consent to Treat a Minor: (Minor's Printed Name) _____

Guardian / Spouse's Signature Authorizing Care _____

Date _____

SIGNATURE OF PHYSICIAN: _____ **Date:** _____